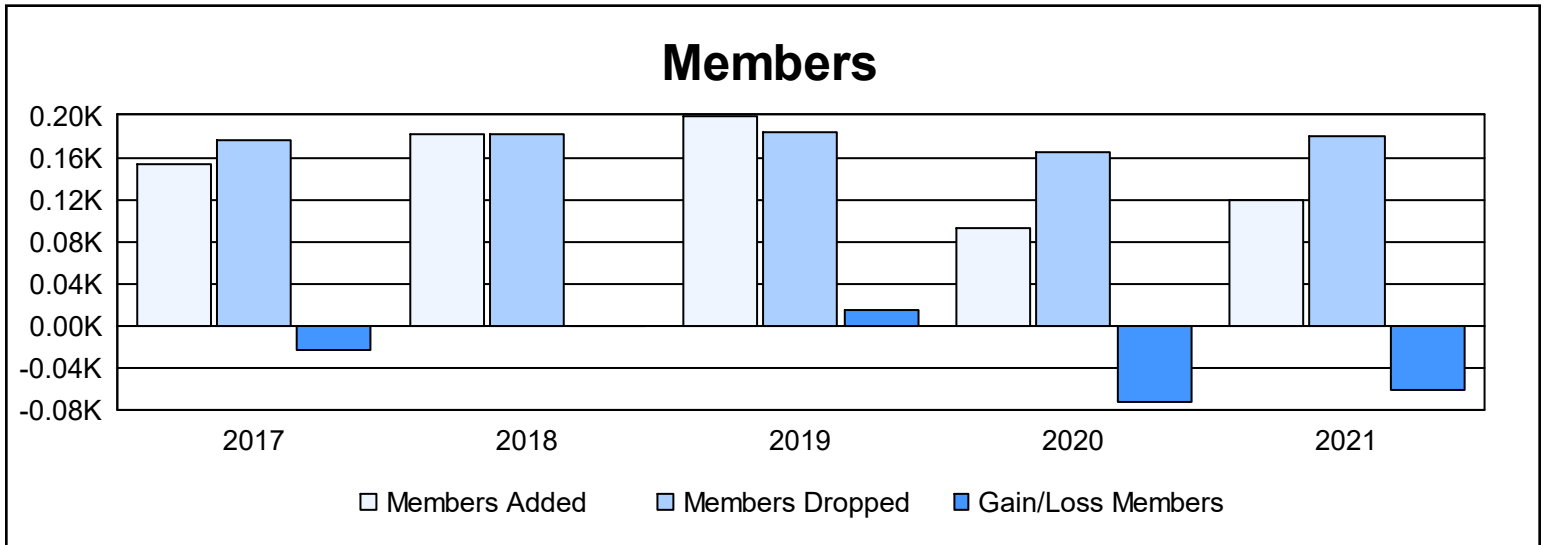
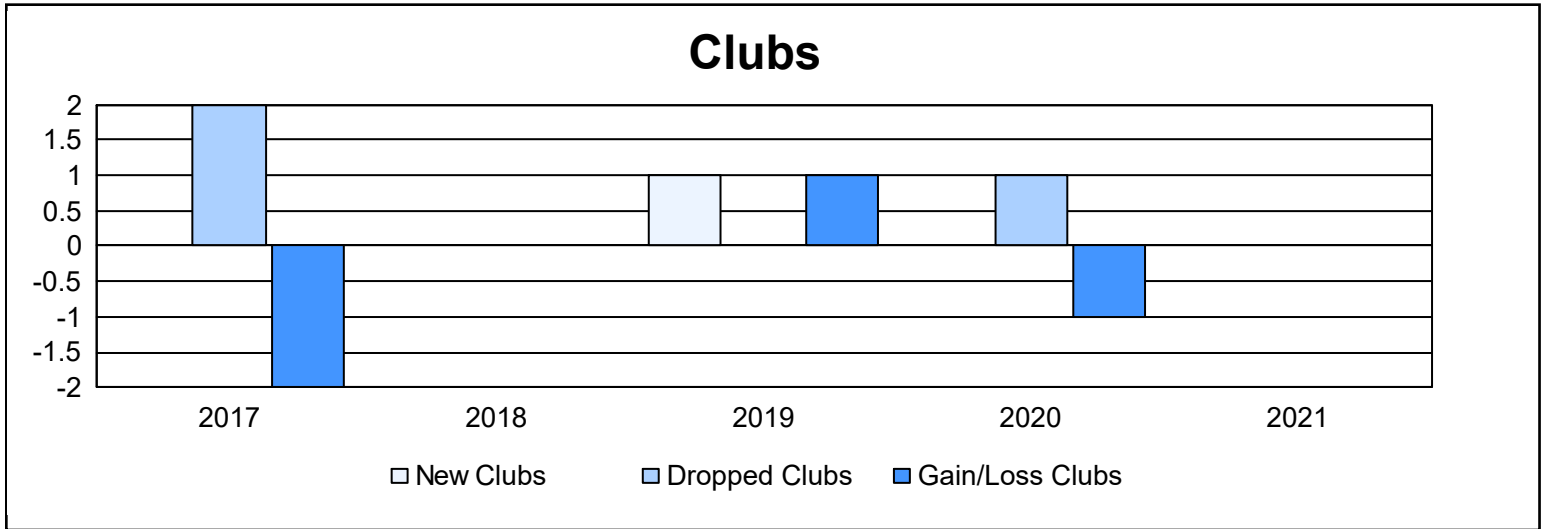
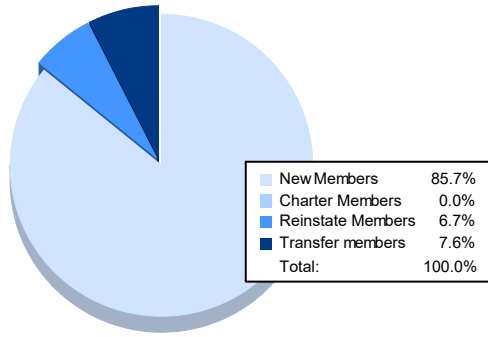


| Year | New Clubs | Dropped Clubs | Gain/ Loss Clubs | New Members | Charter Members | Reinstate Members | Transfer Members | Total Member Added | Total Members Dropped | Gain/ Loss Members |
|----------------|-----------|---------------|------------------|-------------|-----------------|-------------------|------------------|--------------------|-----------------------|--------------------|
| 2016-2017 | 0 | 2 | -2 | 115 | 2 | 10 | 26 | 153 | 177 | -24 |
| 2017-2018 | 0 | 0 | 0 | 165 | 1 | 6 | 9 | 181 | 182 | -1 |
| 2018-2019 | 1 | 0 | 1 | 132 | 30 | 33 | 4 | 199 | 184 | 15 |
| 2019-2020 | 0 | 1 | -1 | 78 | 3 | 7 | 4 | 92 | 165 | -73 |
| 2020-2021 | 0 | 0 | 0 | 102 | 0 | 8 | 9 | 119 | 180 | -61 |
| Average | 0 | 1 | 0 | 118 | 7 | 13 | 10 | 149 | 178 | -29 |



Membership Composition June 2021 Cumulative



Gender Composition June 2021 Cumulative

